


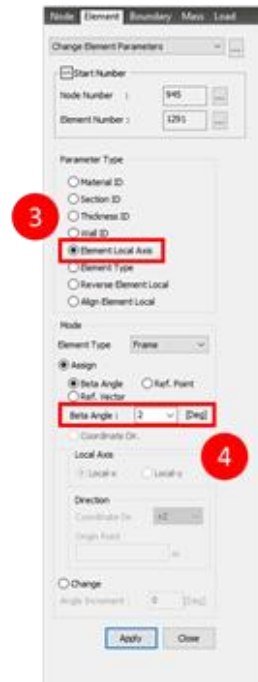
Q

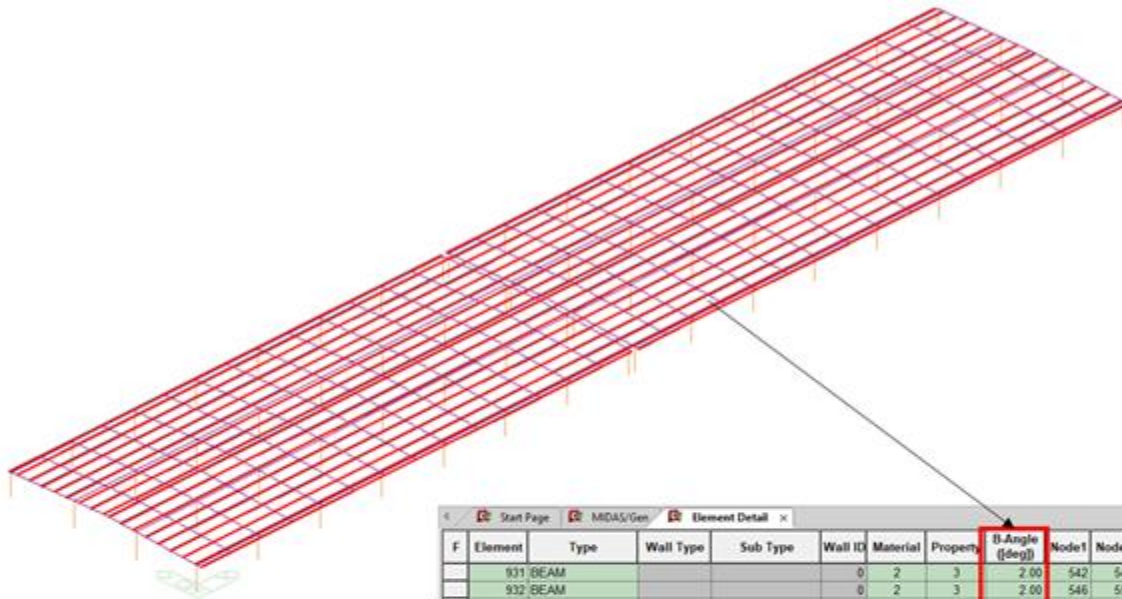
您好:

如附檔中Sb2小樑之Beta Angle約為2度，因為當初建立桿件時未輸入此度數，是否能一次大量旋轉其角度?

A

在 Node/Element > Element 的部分 > 按 Change Parameter > 選 Element Local Axis > 輸入 Beta Angle 是 2 度。然後選 Sb2 斷面。





F	Element	Type	Wall Type	Sub Type	Wall ID	Material	Property	B-Angle [deg]	Node1	Node2	Node3	Node4	Node5	Node6	Node7	Node8	Kind (m)	Hook/Gap (m)	Lu	Tension (kgf)	Allow. Comp/Tens (kgf)	Use Limit	
	931	BEAM				0	2	3	2.00	542	546	0	0	0	0	0	0	Lu	0.0000	0.0000	0.0000	0.0000	
	932	BEAM				0	2	3	2.00	546	550	0	0	0	0	0	0	Lu	0.0000	0.0000	0.0000	0.0000	
	933	BEAM				0	2	3	2.00	550	554	0	0	0	0	0	0	Lu	0.0000	0.0000	0.0000	0.0000	
	934	BEAM				0	2	3	2.00	554	558	0	0	0	0	0	0	Lu	0.0000	0.0000	0.0000	0.0000	
	935	BEAM				0	2	3	2.00	558	562	0	0	0	0	0	0	Lu	0.0000	0.0000	0.0000	0.0000	
	936	BEAM				0	2	3	2.00	562	566	0	0	0	0	0	0	Lu	0.0000	0.0000	0.0000	0.0000	
	937	BEAM				0	2	3	2.00	566	570	0	0	0	0	0	0	Lu	0.0000	0.0000	0.0000	0.0000	
	938	BEAM				0	2	3	2.00	570	574	0	0	0	0	0	0	Lu	0.0000	0.0000	0.0000	0.0000	
	939	BEAM				0	2	3	2.00	574	578	0	0	0	0	0	0	Lu	0.0000	0.0000	0.0000	0.0000	
	940	BEAM				0	2	3	2.00	578	582	0	0	0	0	0	0	Lu	0.0000	0.0000	0.0000	0.0000	
	941	BEAM				0	2	3	2.00	582	586	0	0	0	0	0	0	Lu	0.0000	0.0000	0.0000	0.0000	
	942	BEAM				0	2	3	2.00	586	590	0	0	0	0	0	0	Lu	0.0000	0.0000	0.0000	0.0000	
	943	BEAM				0	2	3	2.00	590	594	0	0	0	0	0	0	Lu	0.0000	0.0000	0.0000	0.0000	
	944	BEAM				0	2	3	2.00	594	598	0	0	0	0	0	0	Lu	0.0000	0.0000	0.0000	0.0000	
	945	BEAM				0	2	3	2.00	598	602	0	0	0	0	0	0	Lu	0.0000	0.0000	0.0000	0.0000	
	946	BEAM				0	2	3	2.00	602	606	0	0	0	0	0	0	Lu	0.0000	0.0000	0.0000	0.0000	
	947	BEAM				0	2	3	2.00	606	610	0	0	0	0	0	0	Lu	0.0000	0.0000	0.0000	0.0000	
	948	BEAM				0	2	3	2.00	610	614	0	0	0	0	0	0	Lu	0.0000	0.0000	0.0000	0.0000	
	949	BEAM				0	2	3	2.00	614	618	0	0	0	0	0	0	Lu	0.0000	0.0000	0.0000	0.0000	
	950	BEAM				0	2	3	2.00	618	622	0	0	0	0	0	0	Lu	0.0000	0.0000	0.0000	0.0000	
	951	BEAM				0	2	3	2.00	622	626	0	0	0	0	0	0	Lu	0.0000	0.0000	0.0000	0.0000	
	952	BEAM				0	2	3	2.00	626	630	0	0	0	0	0	0	Lu	0.0000	0.0000	0.0000	0.0000	
	953	BEAM				0	2	3	2.00	630	634	0	0	0	0	0	0	Lu	0.0000	0.0000	0.0000	0.0000	
	954	BEAM				0	2	3	2.00	634	638	0	0	0	0	0	0	Lu	0.0000	0.0000	0.0000	0.0000	
	955	BEAM				0	2	3	2.00	638	642	0	0	0	0	0	0	Lu	0.0000	0.0000	0.0000	0.0000	
	956	BEAM				0	2	3	2.00	642	646	0	0	0	0	0	0	Lu	0.0000	0.0000	0.0000	0.0000	
	957	BEAM				0	2	3	2.00	646	650	0	0	0	0	0	0	Lu	0.0000	0.0000	0.0000	0.0000	
	958	BEAM				0	2	3	2.00	650	654	0	0	0	0	0	0	Lu	0.0000	0.0000	0.0000	0.0000	
	959	BEAM				0	2	3	2.00	654	658	0	0	0	0	0	0	Lu	0.0000	0.0000	0.0000	0.0000	
	960	BEAM				0	2	3	2.00	658	662	0	0	0	0	0	0	Lu	0.0000	0.0000	0.0000	0.0000	