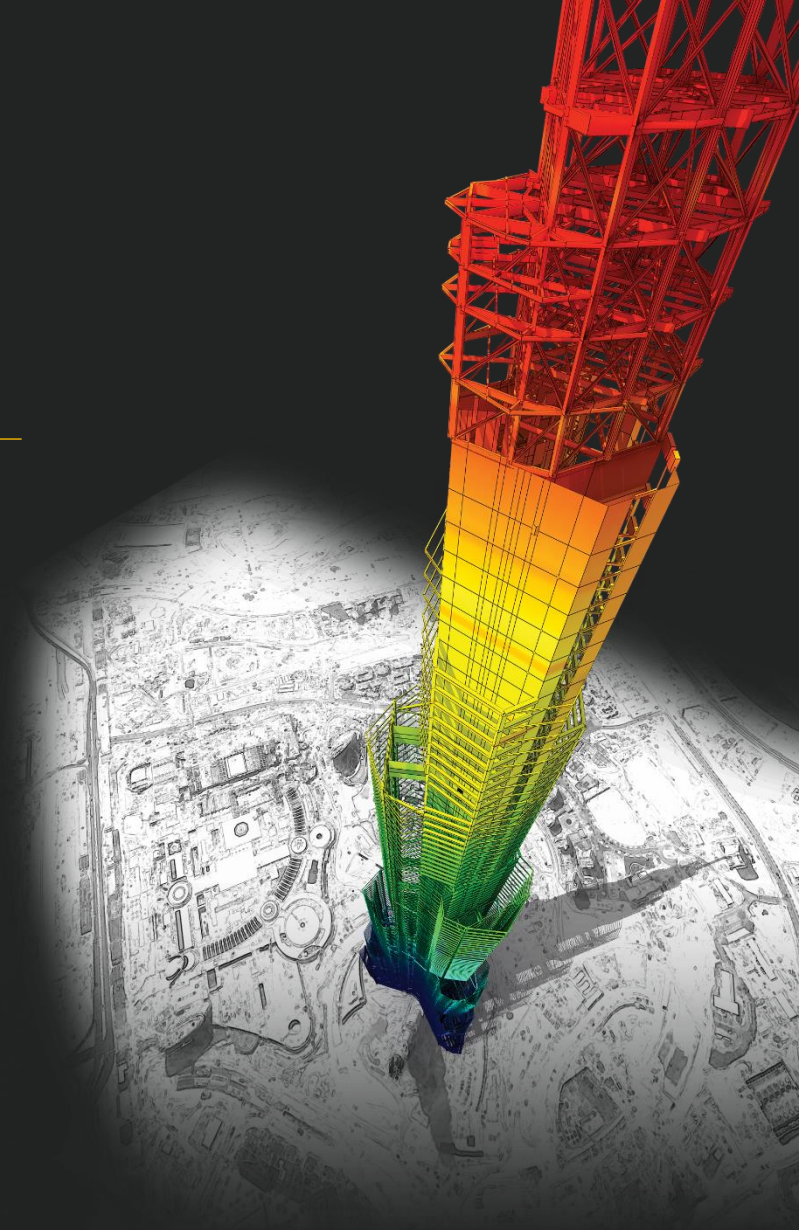




# Pushover Analysis 問題

---

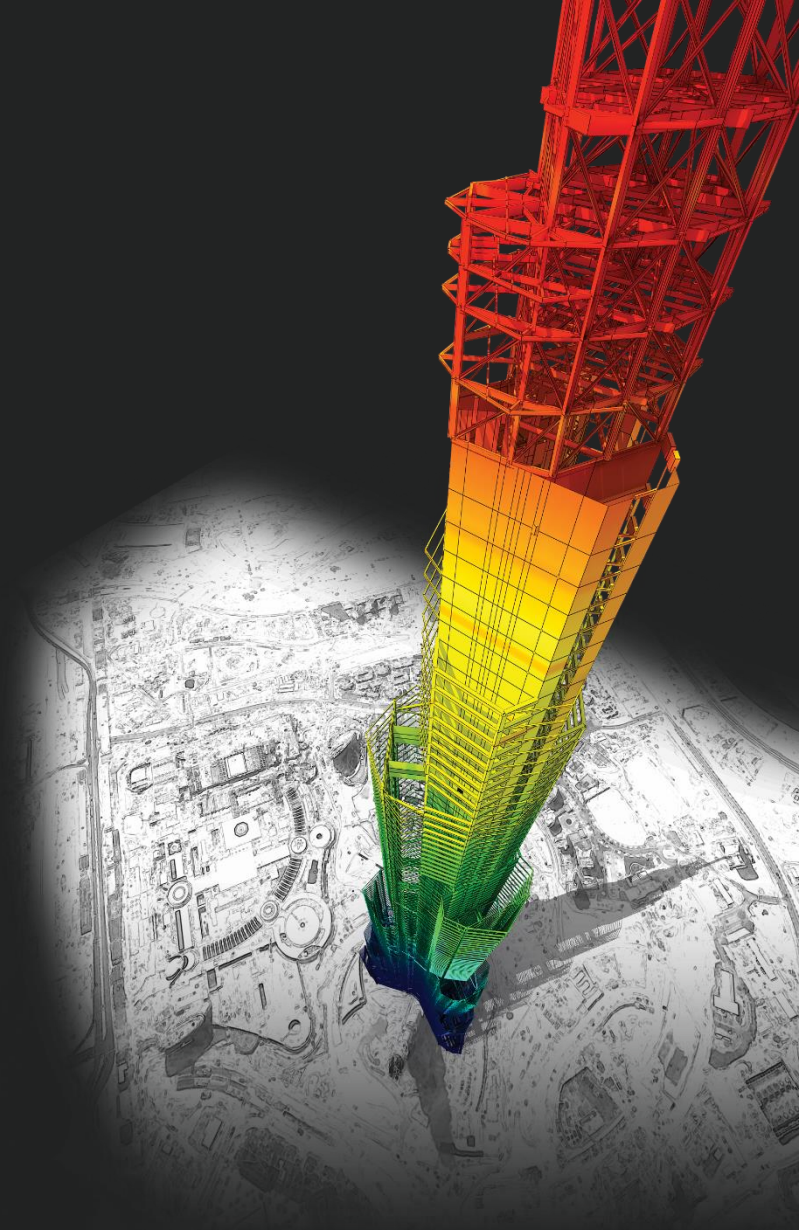


*DESIGN OF General Structures*

*Integrated Design System for Building and General Structures*

問題

---

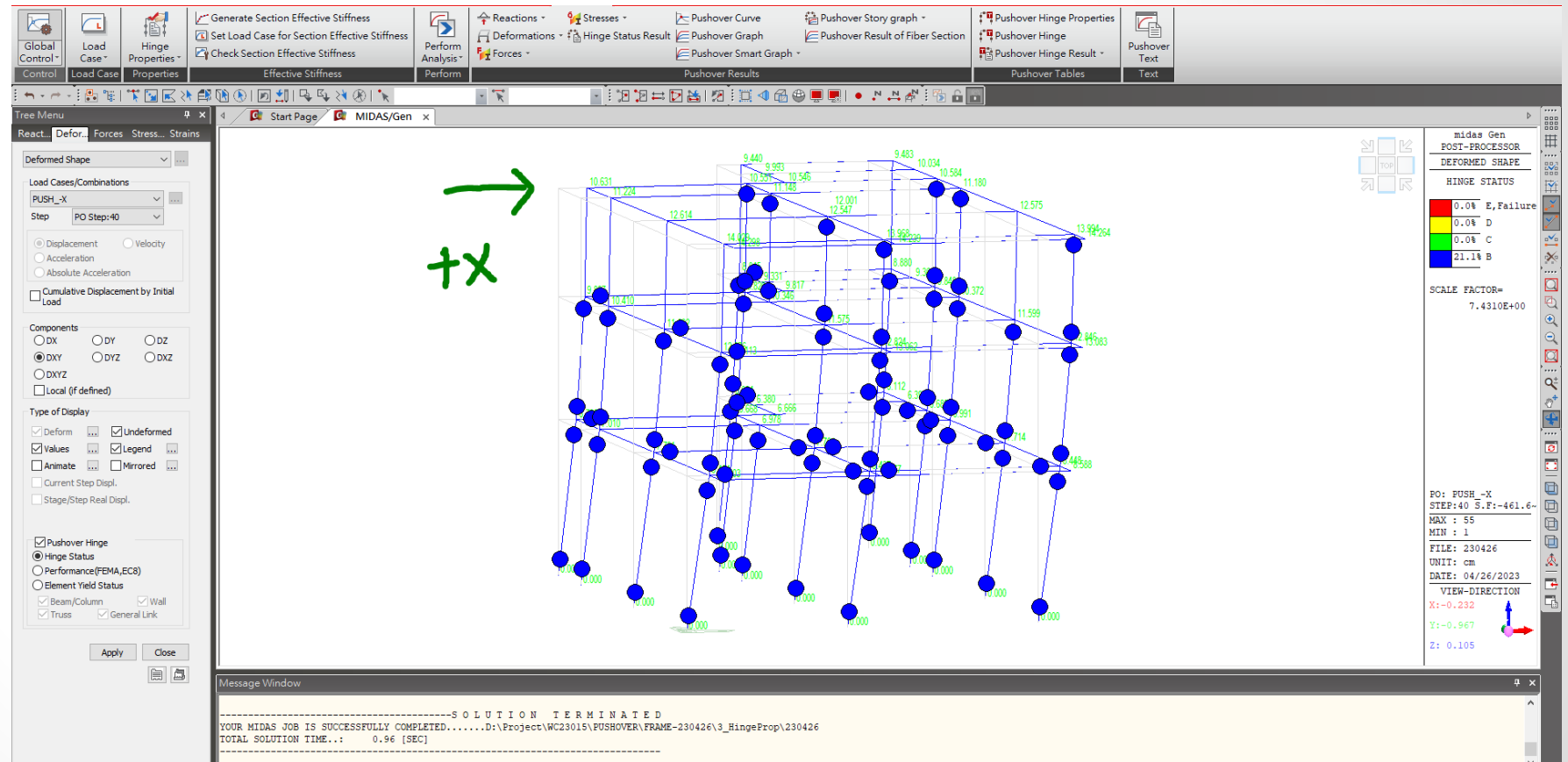
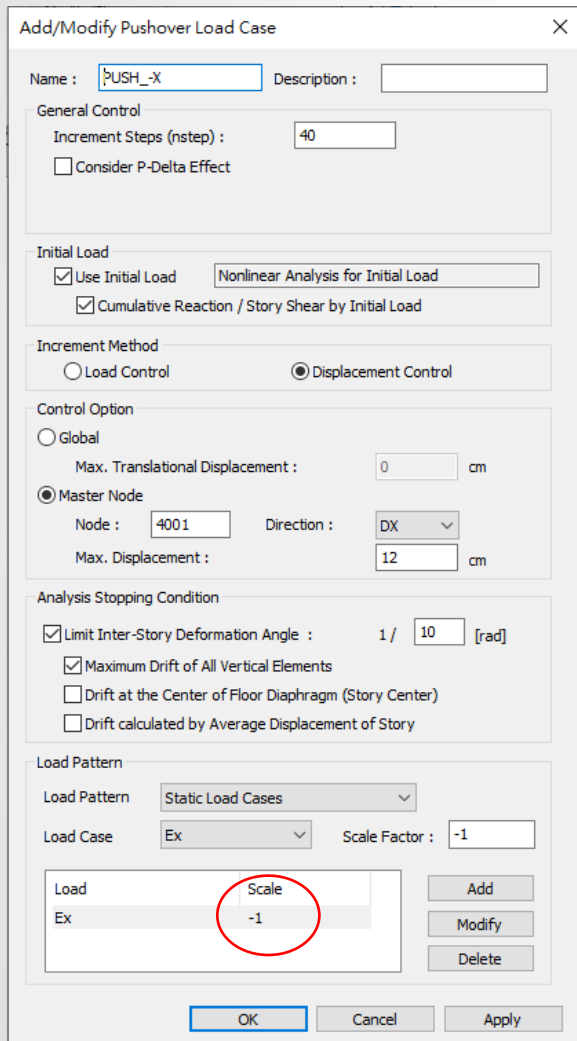


*DESIGN OF General Structures*

*Integrated Design System for Building and General Structures*

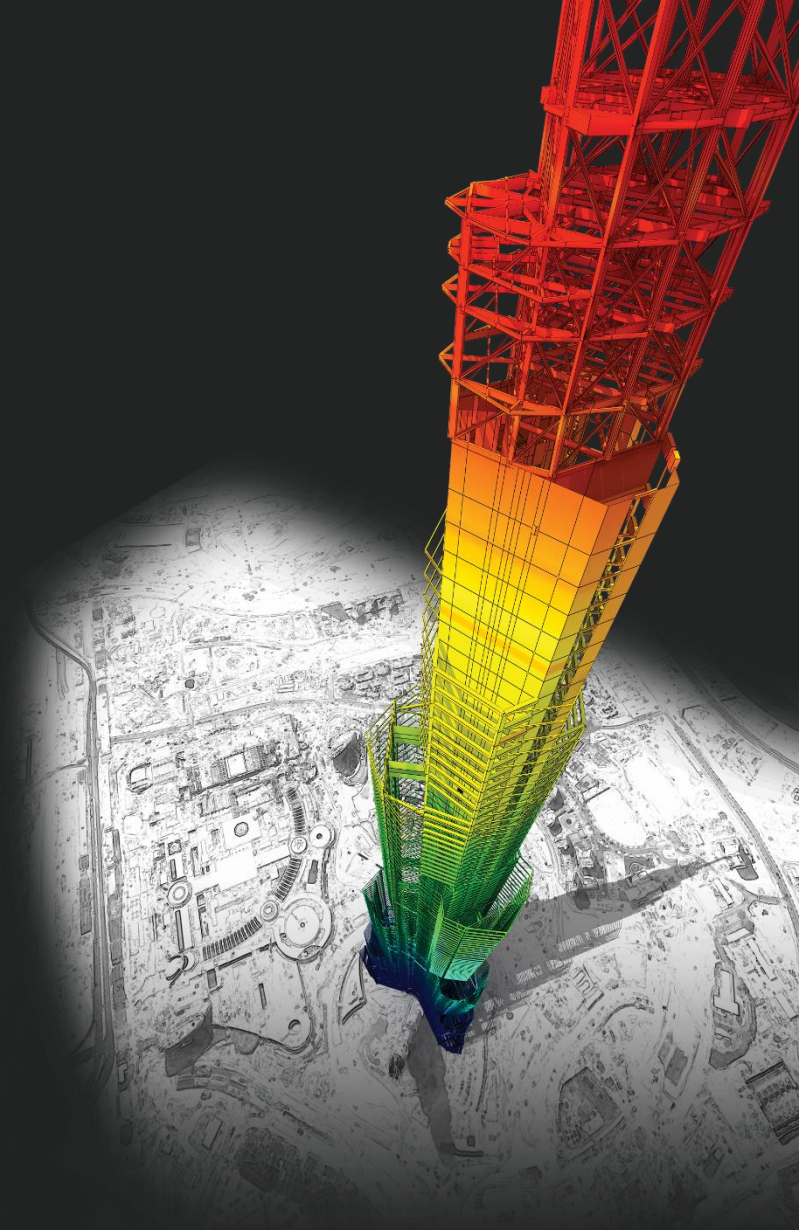
# 問題

我在進行側推分析時，想進行負向側推，  
我將側推方向改為負的，然分析結果依然為正向的側推（如下圖），請問是否那個地方的設定缺漏了？



# 回答

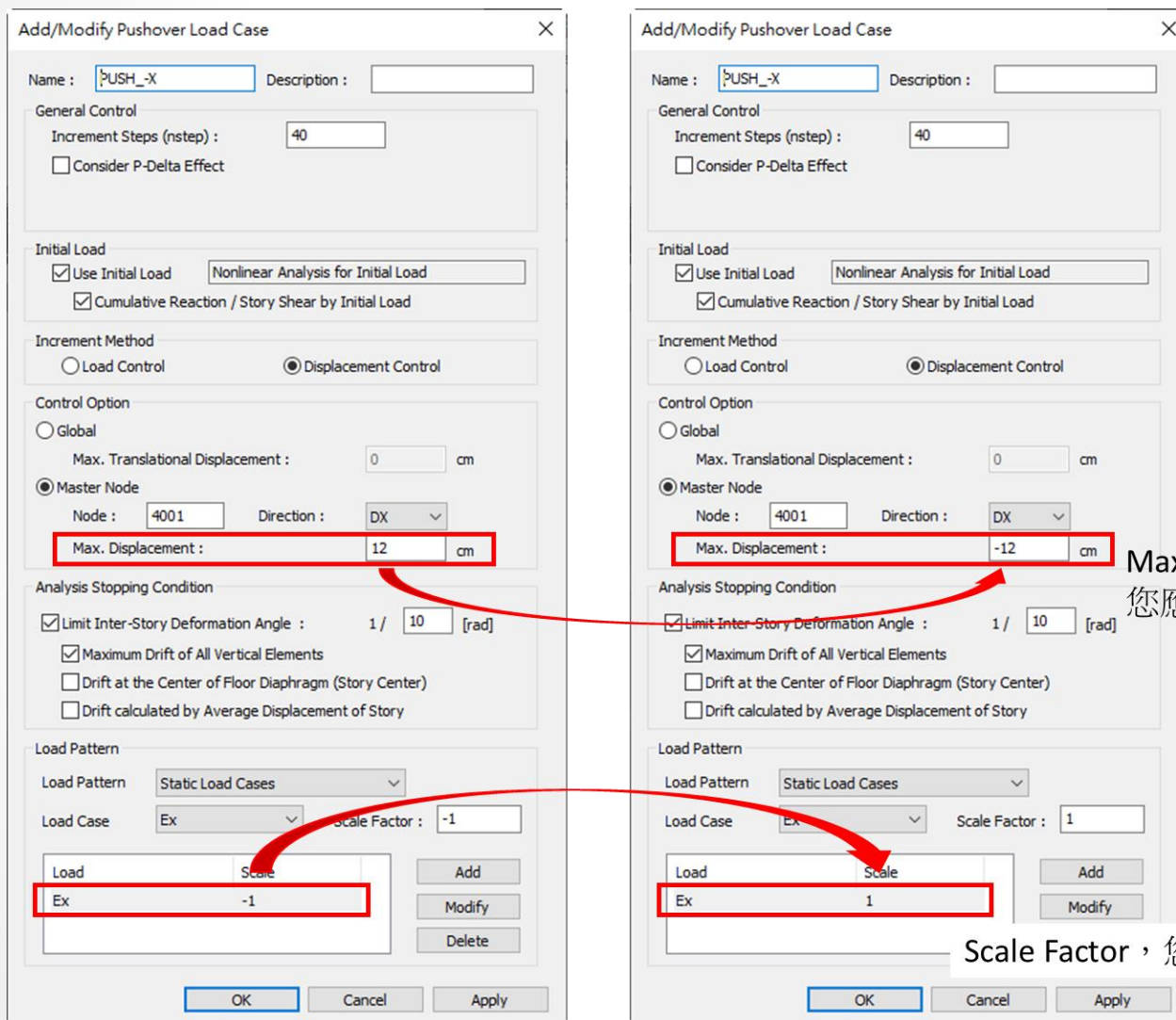
---



*DESIGN OF General Structures*

*Integrated Design System for Building and General Structures*

在 Pushover Load Case > Max. Displacement 應該輸入 -12 cm > Scale Factor 應該輸入 1。  
然後您可以看 Deform Shape 的方向是負的。



Max. Displacement 的 Value，  
您應該輸入 -12 不是 12。

Scale Factor，您應該輸入 1 不是 -1。

Tree Menu | Start Page | MIDAS/Gen

React... Defor... Forces Stresses Strains

Deformed Shape

Load Cases/Combinations  
PUSH\_X  
Step: PO Step: 3

Displacement  Velocity  
 Acceleration  
 Absolute Acceleration

Cumulative Displacement by Initial Load

Components  
 DX  DY  DZ  
 DXY  DYZ  DXZ  
 DXYZ  
 Local (if defined)

Type of Display  
 Deform  Undeformed  
 Values  Legend  
 Animate  Mirrored  
 Current Step Displ.  
 Stage/Step Real Displ.

Pushover Hinge  
 Hinge Status  
 Performance(FEMA,EC8)  
 Element Yield Status  
 Beam/Column  Wall  
 Truss  General Link

Apply Close

Message Window

```
REACTION SAVE NO. : 81 OF 81
PUSHOVER HINGE NO. : 568 OF 568

-----SOLUTION TERMINATED
YOUR MIDAS JOB IS SUCCESSFULLY COMPLETED.....D:\Desktop\20230427\230426
TOTAL SOLUTION TIME... 0.87 [SEC]
-----
```

Tree Menu | Task Pane | Command Message | Analysis Message

Node-56 | U: 349.058, -118.831, 1070 | G: 349.058, -118.831, 1070 | kgf | cm | none | 0 | 2

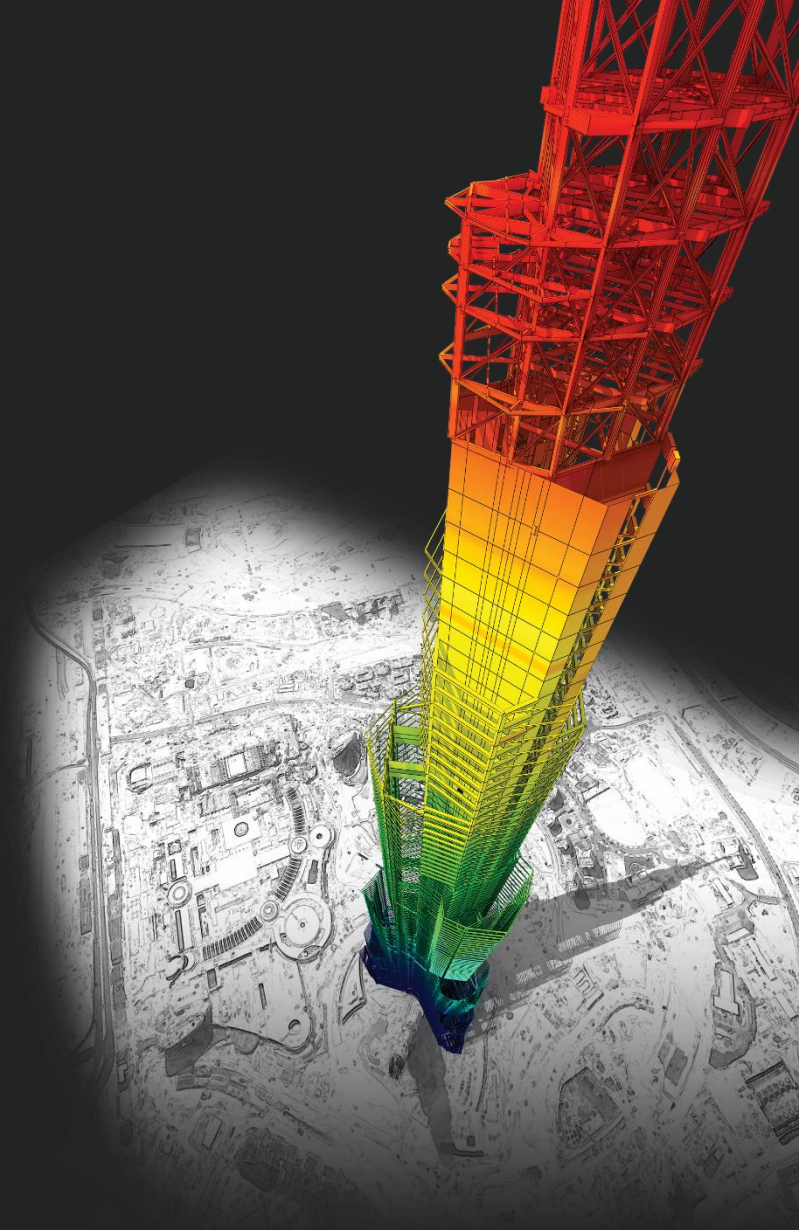
The screenshot displays the MIDAS/Gen software interface. On the left, the 'Tree Menu' is open to the 'Deform...' tab, showing settings for 'Deformed Shape' (PUSH\_X, PO Step: 3), 'Load Cases/Combinations', 'Components' (DX, DY, DZ, DXY, DYZ, DXZ, Local), and 'Type of Display' (Deform, Undeformed, Values, Legend, Animate, Mirrored, Current Step Displ., Stage/Step Real Displ., Pushover Hinge, Hinge Status, Performance(FEMA,EC8), Element Yield Status, Beam/Column, Wall, Truss, General Link). The main window shows a 3D model of a structure with displacement values ranging from 0.000 to 1.051. The 'Message Window' at the bottom displays the following text:

```
REACTION SAVE NO. : 81 OF 81
PUSHOVER HINGE NO. : 568 OF 568

-----SOLUTION TERMINATED
YOUR MIDAS JOB IS SUCCESSFULLY COMPLETED.....D:\Desktop\20230427\230426
TOTAL SOLUTION TIME..: 0.87 [SEC]
-----
```

# Thank You

---



*DESIGN OF General Structures*

*Integrated Design System for Building and General Structures*